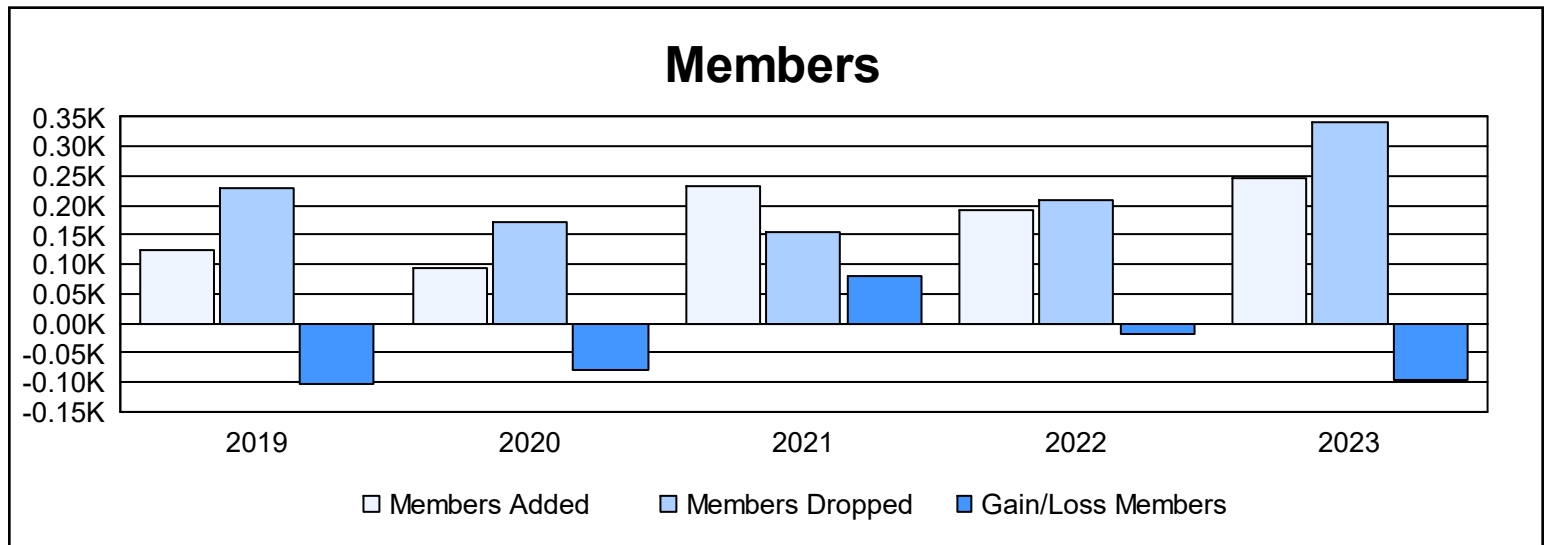
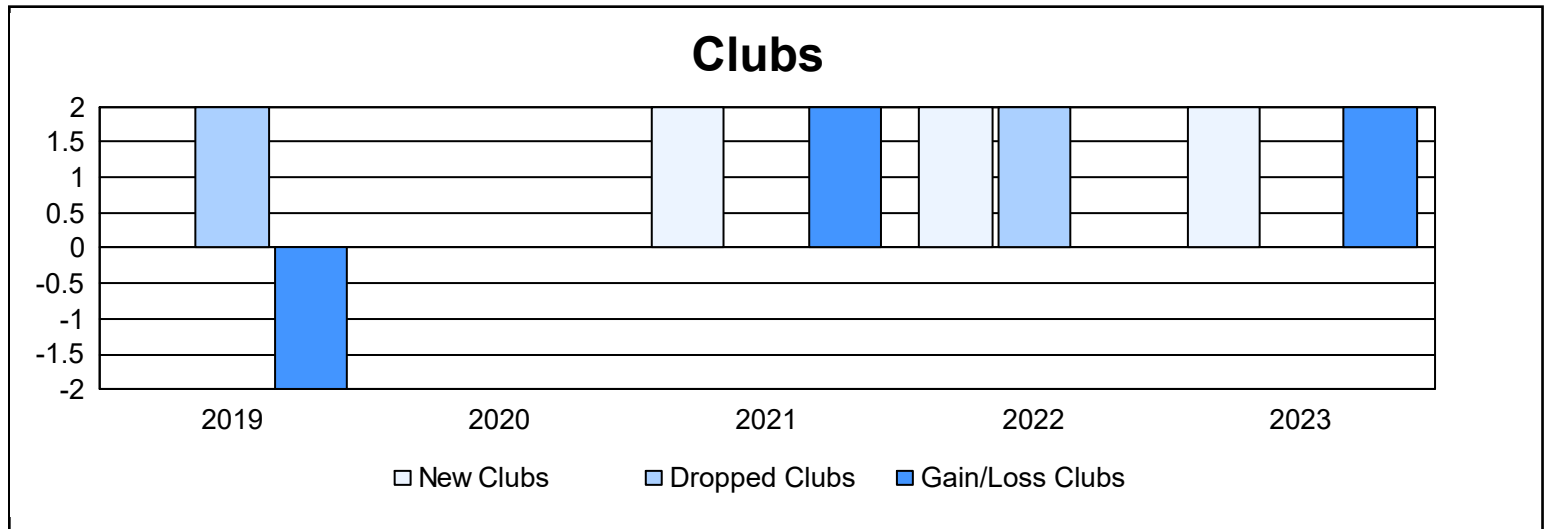
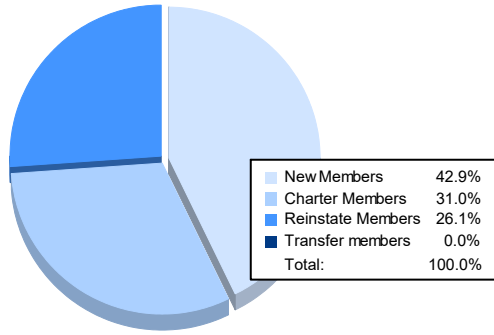


| Year           | New Clubs | Dropped Clubs | Gain/Loss Clubs | New Members | Charter Members | Reinstate Members | Transfer Members | Total Member Added | Total Members Dropped | Gain/Loss Members |
|----------------|-----------|---------------|-----------------|-------------|-----------------|-------------------|------------------|--------------------|-----------------------|-------------------|
| 2018-2019      | 0         | 2             | -2              | 100         | 0               | 21                | 4                | 125                | 229                   | -104              |
| 2019-2020      | 0         | 0             | 0               | 91          | 0               | 1                 | 3                | 95                 | 173                   | -78               |
| 2020-2021      | 2         | 0             | 2               | 164         | 60              | 10                | 0                | 234                | 155                   | 79                |
| 2021-2022      | 2         | 2             | 0               | 87          | 96              | 6                 | 2                | 191                | 208                   | -17               |
| 2022-2023      | 2         | 0             | 2               | 105         | 76              | 64                | 0                | 245                | 342                   | -97               |
| <b>Average</b> | <b>1</b>  | <b>1</b>      | <b>0</b>        | <b>109</b>  | <b>46</b>       | <b>20</b>         | <b>2</b>         | <b>178</b>         | <b>221</b>            | <b>-43</b>        |



### Membership Composition June 2023 Cumulative



### Gender Composition June 2023 Cumulative

